





# 9, 10, 11, 20



# INNEHÅLLSFÖRTECKNING

## INHALTSVERZEICHNIS










# TABLE OF CONTENTS










## TABLE DES MATIERES

---

---

|  |   |
|--|---|
| 1. BRÄNNARRÖR<br>BRENNERROHR               | BURNER TUBE<br>TUBE DIFFUSEUR             |
| 2. INSATS<br>DÜSENSTOCK                    | NOZZLE ASSEMBLY<br>LIGNE PORTE-GICLEUR    |
| 3. ANSLUTNINGSFLÄNS<br>BEFESTIGUNGSFLANSCH | FIXING FLANGE<br>BRIDE DE FIXATION        |
| 4. KÅPA<br>ABDECKHAUBE                     | COVER<br>CAPOT                            |
| 5. MOTOR<br>MOTOR                          | MOTOR<br>MOTEUR                           |
| 6. PUMP<br>PUMPE                           | PUMP<br>POMPE                             |
| 7. ELDNINGSAUTOMAT<br>FEURUNGSAUTOMAT      | OIL BURNER CONTROL<br>COFFRET DU SECURITE |
| 8. FLÄKTHUS<br>BRENNERGEHÄUSE              | FAN HOUSING<br>CARTER DU ROTOR            |
| 9. LUFTREGLERING<br>LUFTEINSTELLUNG        | AIR REGULATION<br>REGLAGE D'AIR           |
| 10. TRANSFORMATOR<br>TRANSFORMATOR         | TRANSFORMER<br>TRANSFORMATEUR             |
| 11. SLANG<br>ÖLSCHLAUCH                    | FLEXIBLE PIPE<br>FLEXIBLE                 |

|   |  |  |   |  |   |
|---|--|--|---|--|---|
|    | Brännarrör<br>FU, FUV<br>103 mm<br>133 mm<br>194 mm<br>9, 10, 11   | Blast tube<br>FU, FUV<br>103 mm<br>133 mm<br>194 mm<br>9, 10, 11   | Brennerrohr<br>FU, FUV<br>103 mm<br>133 mm<br>194 mm<br>9, 10, 11   | Tube diffuseur<br>FU, FUV<br>103 mm<br>133 mm<br>194 mm<br>9, 10, 11   | <b>117 643 01</b><br><b>117 643 04</b><br><b>117 643 03</b> |
|    | Brännarrör<br>ZV<br>224 mm<br>20                                   | Blast tube<br>ZV<br>224 mm<br>20                                   | Brennerrohr<br>ZV<br>224 mm<br>20                                   | Tube diffuseur<br>ZV<br>224 mm<br>20                                   | <b>117 307 06</b>   |
|    | Brännarrör<br>F, FV<br>127 mm<br>9, 10, 11                         | Blast tube<br>F, FV<br>127 mm<br>9, 10, 11                         | Brennerrohr<br>F, FV<br>127 mm<br>9, 10, 11                         | Tube diffuseur<br>F, FV<br>127 mm<br>9, 10, 11                         | <b>115 914 01</b>   |
|    | Brännarrör<br>L<br>127 mm<br>10, 11                                | Blast tube<br>L<br>127 mm<br>10, 11                                | Brennerrohr<br>L<br>127 mm<br>10, 11                                | Tube diffuseur<br>L<br>127 mm<br>10, 11                                | <b>117 023 01</b>   |
|  | Brännarrör<br>E<br>154 mm<br>215 mm<br>9, 10, 11                   | Blast tube<br>E<br>154 mm<br>215 mm<br>9, 10, 11                   | Brennerrohr<br>E<br>154 mm<br>215 mm<br>9, 10, 11                   | Tube diffuseur<br>E<br>154 mm<br>215 mm<br>9, 10, 11                   | <b>115 960 04</b><br><b>115 960 03</b>                      |
|  | Brännarrör<br>ZHV<br>129 mm<br>190 mm<br>9, 10, 11<br>144 mm<br>20 | Blast tube<br>ZHV<br>129 mm<br>190 mm<br>9, 10, 11<br>144 mm<br>20 | Brennerrohr<br>ZHV<br>129 mm<br>190 mm<br>9, 10, 11<br>144 mm<br>20 | Tube diffuseur<br>ZHV<br>129 mm<br>190 mm<br>9, 10, 11<br>144 mm<br>20 | <b>117 524 01</b><br><b>117 524 02</b><br><b>118 111 01</b> |
|  | Brännarrör<br>E<br>rostfritt<br>124 mm<br>10                       | Blast tube<br>E<br>stainless<br>124 mm<br>10                       | Brennerrohr<br>E<br>russfrei<br>124 mm<br>10                        | Tube diffuseur<br>E<br>inoxydable<br>124 mm<br>10                      | <b>119 340 05</b>   |
|  | Brännarrör<br>PL<br>10-7-10-4-21,5-10<br>80 mm<br>127 mm<br>11, 20 | Blast tube<br>PL<br>10-8-10-6-19-10<br>80 mm<br>127 mm<br>11, 20   | Brennerrohr<br>PL<br>10-8-10-6-19-10<br>80 mm<br>127 mm<br>11, 20   | Tube diffuseur<br>PL<br>10-8-10-6-19-10<br>80 mm<br>127 mm<br>11, 20   | <b>117 821 01</b><br><b>117 821 02</b>                      |
|  | Brännarrör<br>PL<br>10-8-10-6-19-10<br>80 mm<br>127 mm<br>11, 20   | Blast tube<br>PL<br>10-8-10-6-19-10<br>80 mm<br>127 mm<br>11, 20   | Brennerrohr<br>PL<br>10-8-10-6-19-10<br>80 mm<br>127 mm<br>11, 20   | Tube diffuseur<br>PL<br>10-8-10-6-19-10<br>80 mm<br>127 mm<br>11, 20   | <b>117 804 01</b><br><b>117 804 02</b>                      |






|   |   |   |  |   |   |
|---|---|---|--|---|---|
|    | Brännarrör<br>C<br>94 mm<br>147 mm<br>224 mm<br>20                                  | Blast tube<br>C<br>94 mm<br>147 mm<br>224 mm<br>20                                  | Brennerrohr<br>C<br>94 mm<br>147 mm<br>224 mm<br>20                                  | Tube diffuseur<br>C<br>94 mm<br>147 mm<br>224 mm<br>20                                  | <b>117 385 04</b><br><b>117 385 02</b><br><b>117 385 06</b>   |
|    | Brännarrör<br>K, KV, KA, KAV<br>94 mm<br>115 mm<br>147 mm<br>174 mm<br>224 mm<br>20 | Blast tube<br>K, KV, KA, KAV<br>94 mm<br>115 mm<br>147 mm<br>174 mm<br>224 mm<br>20 | Brennerrohr<br>K, KV, KA, KAV<br>94 mm<br>115 mm<br>147 mm<br>174 mm<br>224 mm<br>20 | Tube diffuseur<br>K, KV, KA, KAV<br>94 mm<br>115 mm<br>147 mm<br>174 mm<br>224 mm<br>20 | <b>117 284 01</b><br><b>174 284 10</b><br><b>117 284 02</b><br><b>117 284 08</b><br><b>117 284 03</b> |
|    | Brännarrör<br>PL6-7-24-10<br>80 mm<br>127 mm<br>9, 11                               | Blast tube<br>PL6-7-24-10<br>80 mm<br>127 mm<br>9, 11                               | Brennerrohr<br>PL6-7-24-10<br>80 mm<br>127 mm<br>9, 11                               | Tube diffuseur<br>PL6-7-24-10<br>80 mm<br>127 mm<br>9, 11                               | <b>117 801 01</b><br><b>117 801 02</b>  |
|   | Brännarrör<br>PL6-7-21,5-10<br>80 mm<br>9, 11                                       | Blast tube<br>PL6-7-21,5-10<br>80 mm<br>9, 11                                       | Brennerrohr<br>PL6-7-21,5-10<br>80 mm<br>9, 11                                       | Tube diffuseur<br>PL6-7-21,5-10<br>80 mm<br>9, 11                                       | <b>117 801 03</b>   |
|  | Brännarrör<br>PL6-7-19-10<br>80 mm<br>9, 11, 20<br>127 mm<br>11                     | Blast tube<br>PL6-7-19-10<br>80 mm<br>9, 11, 20<br>127 mm<br>11                     | Brennerrohr<br>PL6-7-19-10<br>80 mm<br>9, 11, 20<br>127 mm<br>11                     | Tube diffuseur<br>PL6-7-19-10<br>80 mm<br>9, 11, 20<br>127 mm<br>11                     | <b>117 801 05</b><br><b>117 801 06</b>  |
|  | Brännarrör<br>PL6-7-16-8<br>80 mm<br>9, 11<br>157 mm<br>9                           | Blast tube<br>PL6-7-16-8<br>80 mm<br>9, 11<br>157 mm<br>9                           | Brennerrohr<br>PL6-7-16-8<br>80 mm<br>9, 11<br>157 mm<br>9                           | Tube diffuseur<br>PL6-7-16-8<br>80 mm<br>9, 11<br>157 mm<br>9                           | <b>117 801 07</b><br><b>117 801 09</b>  |
|  | Brännarrör<br>PL6-7-19-8<br>157 mm<br>9   | Blast tube<br>PL6-7-19-8<br>157 mm<br>9   | Brennerrohr<br>PL6-7-19-8<br>157 mm<br>9   | Tube diffuseur<br>PL6-7-19-8<br>157 mm<br>9   | <b>117 801 11</b>   |
|  | Brännarrör<br>PL10-4-24-10<br>80 mm<br>127 mm<br>9, 11                              | Blast tube<br>PL10-4-24-10<br>80 mm<br>127 mm<br>9, 11                              | Brennerrohr<br>PL10-4-24-10<br>80 mm<br>127 mm<br>9, 11                              | Tube diffuseur<br>PL10-4-24-10<br>80 mm<br>127 mm<br>9, 11                              | <b>117 802 01</b><br><b>117 802 02</b>  |
|  | Brännarrör<br>PL10-5-24-10<br>80 mm<br>9, 11  | Blast tube<br>PL10-5-24-10<br>80 mm<br>9, 11  | Brennerrohr<br>PL10-5-24-10<br>80 mm<br>9, 11  | Tube diffuseur<br>PL10-5-24-10<br>80 mm<br>9, 11  | <b>117 803 01</b>   |

# 9, 10, 11, 20

## BRÄNNARRÖR BRENNERROHR

## BLAST TUBE TUBE DIFFUSEUR





1

|   |   |   |  |  |  |
|---|---|---|--|--|--|
|    | Brännarrör<br>PL 10-5-19-10<br>80 mm<br>rostfritt<br>11   | Blast tube<br>PL 10-5-19-10<br>80 mm<br>stainless<br>11   | Brennerrohr<br>PL 10-5-19-10<br>80 mm<br>russtfrei<br>11   | Tube diffuseur<br>PL 10-5-19-10<br>80 mm<br>inoxydable<br>11   | <b>117 803 03</b><br><b>117 803 07</b> |
|    | Brännarrör<br>PL 10-5-16-8<br>127 mm<br>11                | Blast tube<br>PL 10-5-16-8<br>127 mm<br>11                | Brennerrohr<br>PL 10-5-16-8<br>127 mm<br>11                | Tube diffuseur<br>PL 10-5-16-8<br>127 mm<br>11                 | <b>117 803 06</b>                      |
|    | Brännarrör<br>K, KV, KA, KAV<br>rostfritt<br>147 mm<br>20 | Blast tube<br>K, KV, KA, KAV<br>stainless<br>147 mm<br>20 | Brennerrohr<br>K, KV, KA, KAV<br>russtfrei<br>147 mm<br>20 | Tube diffuseur<br>K, KV, KA, KAV<br>inoxydable<br>147 mm<br>20 | <b>117 284 09</b>                      |
|    | Luftfördelare<br>11                                       | Air distributor<br>11                                     | Luftverteiler<br>11  | Repartiteur d'air<br>11  | <b>117 063 05</b>                      |
|  | O-ring<br>10, 11, 20                                      | O-ring<br>10, 11, 20                                      | O-Ring<br>10, 11, 20                                       | Joint torique<br>10, 11, 20                                    | <b>113 168 35</b>                      |

# 9, 10, 11, 20

## INSATS DÜSENSTOCK





## NOZZLE ASSEMBLY LIGNE PORTE-GICLEUR 2

|   | Insats<br>Förbrännarrör | Nozzle assembly<br>For burner tube | Düsenstock<br>Für Brennerrohr | Ligne<br>porte-gicleur<br>Pour tube<br>diffuseur |                   |
|---|-------------------------|------------------------------------|-------------------------------|--|-------------------|
|    | FU                      | FU                                 | FU                            | FU   |                   |
|   | 103 mm                  | 103 mm                             | 103 mm                        | 103 mm   | <b>117 596 01</b> |
|   | 133 mm                  | 133 mm                             | 133 mm                        | 133 mm   | <b>117 596 04</b> |
|   | 194 mm                  | 194 mm                             | 194 mm                        | 194 mm   | <b>117 596 03</b> |
|   | F                       | F                                  | F                             | F  |                   |
|   | 127 mm                  | 127 mm                             | 127 mm                        | 127 mm   | <b>117 596 01</b> |
|   | 157 mm                  | 157 mm                             | 157 mm                        | 157 mm   | <b>117 596 04</b> |
|   | 218 mm                  | 218 mm                             | 218 mm                        | 218 mm   | <b>117 596 03</b> |
|   | 9                       | 9                                  | 9                             | 9  |                   |
|    | Insats<br>Förbrännarrör | Nozzle assembly<br>For burner tube | Düsenstock<br>Für Brennerrohr | Ligne<br>porte-gicleur<br>Pour tube<br>diffuseur | <b>117 581 01</b> |
|   | E                       | E                                  | E                             | E  |                   |
|   | 124 mm                  | 124 mm                             | 124 mm                        | 124 mm   |                   |
|   | 9                       | 9                                  | 9                             | 9  |                   |
|  | FUV                     | FUV                                | FUV                           | FUV  |                   |
|   | 103 mm                  | 103 mm                             | 103 mm                        | 103 mm   | <b>117 516 01</b> |
|   | 133 mm                  | 133 mm                             | 133 mm                        | 133 mm   | <b>117 516 04</b> |
|   | 194 mm                  | 194 mm                             | 194 mm                        | 194 mm   | <b>117 516 03</b> |
|   | FV                      | FV                                 | FV                            | FV   |                   |
|   | 127 mm                  | 127 mm                             | 127 mm                        | 127 mm   | <b>117 516 01</b> |
|   | 157 mm                  | 157 mm                             | 157 mm                        | 157 mm   | <b>117 516 04</b> |
|   | 218 mm                  | 218 mm                             | 218 mm                        | 218 mm   | <b>117 516 03</b> |
|   | 9                       | 9                                  | 9                             | 9  |                   |
|  | Insats<br>Förbrännarrör | Nozzle assembly<br>For burner tube | Düsenstock<br>Für Brennerrohr | Ligne<br>porte-gicleur<br>Pour tube<br>diffuseur |                   |
|   | E                       | E                                  | E                             | E  |                   |
|   | 77 mm                   | 77 mm                              | 77 mm                         | 77 mm  | <b>117 183 01</b> |
|   | 103 mm                  | 103 mm                             | 103 mm                        | 103 mm   | <b>117 183 02</b> |
|   | 124 mm                  | 124 mm                             | 124 mm                        | 124 mm   | <b>117 183 02</b> |
|   | 215 mm                  | 215 mm                             | 215 mm                        | 215 mm   | <b>117 183 03</b> |
|   | P1, P4, L               | P1, P4, L                          | P1, P4, L                     | P1, P4, L  |                   |
|   | 80 mm                   | 80 mm                              | 80 mm                         | 80 mm  | <b>117 183 01</b> |
|   | 127 mm                  | 127 mm                             | 127 mm                        | 127 mm   | <b>117 183 02</b> |
|   | 10 Serie 1, 11          | 10 Series 1, 11                    | 10 Serie 1, 11                | 10 Série 1, 11                                   |                   |

# 9, 10, 11, 20

## INSATS DÜSENSTOCK


## NOZZLE ASSEMBLY LIGNE PORTE-GICLEUR 2

|   |   |  |  |   |  |
|---|---|--|--|---|--|
|    | Insats<br>För brännarrör<br>KAV<br>115 mm<br>10 Serie 2   | Nozzle assembly<br>For burner tube<br>KAV<br>115 mm<br>10 Series 2   | Düsenstock<br>Für Brennerrohr<br>KAV<br>115 mm<br>10 Serie 2   | Ligne<br>porte-gicleur<br>Pour tube<br>diffuseur<br>KAV<br>115 mm<br>10 Série 2   | <b>118 958 03</b>  |
|    | Insats<br>För brännarrör<br>FUV<br><br>103 mm<br>133 mm<br>FV<br>127 mm<br>157 mm<br>10 Serie 1,11                                  | Nozzle assembly<br>For burner tube<br>FUV<br><br>103 mm<br>133 mm<br>FV<br>127 mm<br>157 mm<br>10 Series 1, 11                                 | Düsenstock<br>Für Brennerrohr<br>FUV<br><br>103 mm<br>133 mm<br>FV<br>127 mm<br>157 mm<br>10 Serie 1, 11                                 | Ligne<br>porte-gicleur<br>Pour tube<br>diffuseur<br>FUV<br>103 mm<br>133 mm<br>FV<br>127 mm<br>157 mm<br>10 Série 1, 11                                 | <b>117 182 01</b><br><b>117 182 03</b><br><b>117 182 01</b><br><b>117 182 03</b>   |
|   | Insats<br>För brännarrör<br>L<br><br>80 mm<br>127 mm<br>E<br>77 mm<br>124 mm<br>154 mm<br>215 mm<br>10 Serie 2                      | Nozzle assembly<br>For burner tube<br>L<br><br>80 mm<br>127 mm<br>E<br>77 mm<br>124 mm<br>154 mm<br>215 mm<br>10 Series 2                      | Düsenstock<br>Für Brennerrohr<br>L<br><br>80 mm<br>127 mm<br>E<br>77 mm<br>124 mm<br>154 mm<br>215 mm<br>10 Serie 2                      | Ligne<br>porte-gicleur<br>Pour tube<br>diffuseur<br>L<br>80 mm<br>127 mm<br>E<br>77 mm<br>124 mm<br>154 mm<br>215 mm<br>10 Série 2                      | <b>117 987 01</b><br><b>117 987 02</b><br><b>117 987 01</b><br><b>117 987 02</b><br><b>117 987 03</b><br><b>117 987 04</b>   |
|  | Insats<br>För brännarrör<br>FU<br><br>55 mm<br>103 mm<br>133 mm<br>194 mm<br>F<br>80 mm<br>127 mm<br>157 mm<br>218 mm<br>10 Serie 2 | Nozzle assembly<br>For burner tube<br>FU<br><br>55 mm<br>103 mm<br>133 mm<br>194 mm<br>F<br>80 mm<br>127 mm<br>157 mm<br>218 mm<br>10 Series 2 | Düsenstock<br>Für Brennerrohr<br>FU<br><br>55 mm<br>103 mm<br>133 mm<br>194 mm<br>F<br>80 mm<br>127 mm<br>157 mm<br>218 mm<br>10 Serie 2 | Ligne<br>porte-gicleur<br>Pour tube<br>diffuseur<br>FU<br>55 mm<br>103 mm<br>133 mm<br>194 mm<br>F<br>80 mm<br>127 mm<br>157 mm<br>218 mm<br>10 Série 2 | <b>117 986 02</b><br><b>117 986 01</b><br><b>117 986 04</b><br><b>117 986 03</b><br><b>117 986 02</b><br><b>117 986 01</b><br><b>117 986 04</b><br><b>117 986 03</b> |

# 9, 10, 11, 20

## INSATS DÜSENSTOCK



## NOZZLE ASSEMBLY LIGNE PORTE-GICLEUR 2

|   | Insats<br>Förbrännarrör              | Nozzle assembly<br>For burner tube              | Düsenstock<br>Für Brennerrohr              | Ligne<br>porte-gicleur<br>Pour tube<br>diffuseur                        |                   |
|---|--------------------------------------|---|--|---|-------------------|
|    | FUV                                  | FUV   | FUV  | FUV   |                   |
|   | 102 mm                               | 102 mm  | 102 mm                                     | 102 mm  | <b>117 984 01</b> |
|   | 132 mm                               | 132 mm  | 132 mm                                     | 132 mm  | <b>117 984 04</b> |
|   | 193 mm                               | 193 mm  | 193 mm                                     | 193 mm  | <b>117 984 03</b> |
|   | FV                                   | FV  | FV   | FV  |                   |
|   | 127 mm                               | 127 mm  | 127 mm                                     | 127 mm  | <b>117 984 01</b> |
|   | 157 mm                               | 157 mm  | 157 mm                                     | 157 mm  | <b>117 984 04</b> |
|   | 218 mm                               | 218 mm  | 218 mm                                     | 218 mm  | <b>117 984 03</b> |
|   | 10 Serie 2                           | 10 Series 2                                     | 10 Serie 2                                 | 10 Série 2  |                   |
|    | Insats<br>Förbrännarrör<br>ZHV       | Nozzle assembly<br>For burner tube<br>ZHV       | Düsenstock<br>Für Brennerrohr<br>ZHV       | Ligne<br>porte-gicleur<br>Pour tube<br>diffuseur<br>ZHV                 |                   |
|   | 129 mm                               | 129 mm  | 129 mm                                     | 129 mm  | <b>117 983 03</b> |
|   | 187 mm                               | 187 mm  | 187 mm                                     | 187 mm  | <b>117 983 04</b> |
|   | 10 Serie 2                           | 10 Series 2                                     | 10 Serie 2                                 | 10 Série 2  |                   |
|   | Insats<br>Förbrännarrör<br>V         | Nozzle assembly<br>For burner tube<br>V         | Düsenstock<br>Für Brennerrohr<br>V         | Ligne<br>porte-gicleur<br>Pour tube<br>diffuseur<br>V                   | <b>117 982 01</b> |
|   | 111 mm                               | 111 mm  | 111 mm                                     | 111 mm  |                   |
|   | 10 Serie 2                           | 10 Series 2                                     | 10 Serie 2                                 | 10 Série 2  |                   |
|  | Insats<br>Förbrännarrör<br>ZHV<br>20 | Nozzle assembly<br>For burner tube<br>ZHV<br>20 | Düsenstock<br>Für Brennerrohr<br>ZHV<br>20 | Ligne<br>porte-gicleur<br>Pour tube<br>diffuseur<br>ZHV<br>144 mm<br>20 | <b>118 321 02</b> |
|   | 144 mm                               | 144 mm  | 144 mm                                     | 144 mm  |                   |
|   |                                      |   |  |   |                   |
|  | Insats<br>Förbrännarrör<br>ZV        | Nozzle assembly<br>For burner tube<br>ZV        | Düsenstock<br>Für Brennerrohr<br>ZV        | Ligne<br>porte-gicleur<br>Pour tube<br>diffuseur<br>ZV                  |                   |
|   | 147 mm                               | 147 mm  | 147 mm                                     | 147 mm  | <b>117 424 01</b> |
|   | 224 mm                               | 224 mm  | 224 mm                                     | 224 mm  | <b>117 424 02</b> |
|   | 20                                   | 20  | 20   | 20  |                   |
|  | Insats<br>Förbrännarrör<br>C         | Nozzle assembly<br>For burner tube<br>C         | Düsenstock<br>Für Brennerrohr<br>C         | Ligne<br>porte-gicleur<br>Pour tube<br>diffuseur<br>C                   |                   |
|   | 94 mm                                | 94 mm   | 94 mm                                      | 94 mm   | <b>117 383 01</b> |
|   | 147 mm                               | 147 mm  | 147 mm                                     | 147 mm  | <b>117 383 02</b> |
|   | 224 mm                               | 224 mm  | 224 mm                                     | 224 mm  | <b>117 383 03</b> |
|   | 20                                   | 20  | 20   | 20  |                   |



|   | Insats<br>För brännarrör  | Nozzle assembly<br>For burner tube | Düsenstock<br>Für Brennerrohr | Ligne<br>porte-gicleur<br>Pour tube<br>diffuseur |                   |
|---|---------------------------|------------------------------------|-------------------------------|--|-------------------|
|    | KV                        | KV                                 | KV                            | KV   |                   |
|   | 147 mm                    | 147 mm                             | 147 mm                        | 147 mm   | <b>117 425 01</b> |
|   | 224 mm                    | 224 mm                             | 224 mm                        | 224 mm   | <b>117 425 02</b> |
|   | KAV                       | KAV                                | KAV                           | KAV  |                   |
|    | 147 mm                    | 147 mm                             | 147 mm                        | 147 mm   | <b>117 425 03</b> |
|   | 224 mm                    | 224 mm                             | 224 mm                        | 224 mm   | <b>117 425 04</b> |
|   | 20                        | 20                                 | 20                            | 20   |                   |
|   |                           |                                    |                               |  |                   |
|    | K                         | K                                  | K                             | K  |                   |
|   | 94 mm                     | 94 mm                              | 94 mm                         | 94 mm  | <b>117 318 01</b> |
|   | 147 mm                    | 147 mm                             | 147 mm                        | 147 mm   | <b>117 318 02</b> |
|   | 224 mm                    | 224 mm                             | 224 mm                        | 224 mm   | <b>117 318 03</b> |
|    | KA                        | KA                                 | KA                            | KA   |                   |
|   | 94 mm                     | 94 mm                              | 94 mm                         | 94 mm  | <b>117 318 04</b> |
|   | 147 mm                    | 147 mm                             | 147 mm                        | 147 mm   | <b>117 318 05</b> |
|   | 224 mm                    | 224 mm                             | 224 mm                        | 224 mm   | <b>117 318 06</b> |
|  | Oljerör<br>För brännarrör | Nozzle line<br>For burner tube     | Düsenrohr<br>Für Brennerrohr  | Canne<br>porte-gicleur<br>Pour tube<br>diffuseur |                   |
|   | 56, 80 mm                 | 56, 80 mm                          | 56, 80 mm                     | 56, 80 mm  | <b>117 168 11</b> |
|   | 103, 127 mm               | 103, 127 mm                        | 103, 127 mm                   | 103, 127 mm                                      | <b>117 168 02</b> |
|   | 133, 157 mm               | 133, 157 mm                        | 133, 157 mm                   | 133, 157 mm                                      | <b>117 168 03</b> |
|  | 10 Serie 1, 11            | 10 Series 1, 11                    | 10 Serie 1, 11                | 10 Série 1, 11                                   |                   |
|   |                           |                                    |                               |  |                   |
|   |                           |                                    |                               |  |                   |
|   |                           |                                    |                               |  |                   |
|  | Oljerör<br>För brännarrör | Nozzle line<br>For burner tube     | Düsenrohr<br>Für Brennerrohr  | Canne<br>porte-gicleur<br>Pour tube<br>diffuseur | <b>117 168 04</b> |
|   | 194, 218 mm               | 194, 218 mm                        | 194, 218 mm                   | 194, 218 mm                                      |                   |
|   | 10 Serie 1, 11            | 10 Series 1, 11                    | 10 Serie 1, 11                | 10 Série 1, 11                                   |                   |
|   |                           |                                    |                               |  |                   |
|  | Oljerör<br>För brännarrör | Nozzle line<br>For burner tube     | Düsenrohr<br>Für Brennerrohr  | Canne<br>porte-gicleur<br>Pour tube<br>diffuseur |                   |
|   | 56, 80 mm                 | 56, 80 mm                          | 56, 80 mm                     | 56, 80 mm  | <b>117 569 02</b> |
|   | 103 mm                    | 103 mm                             | 103 mm                        | 103 mm   | <b>117 569 01</b> |
|   | 133, 157 mm               | 133, 157 mm                        | 133, 157 mm                   | 133, 157 mm                                      | <b>117 569 04</b> |
|  | 194, 218 mm               | 194, 218 mm                        | 194, 218 mm                   | 194, 218 mm                                      | <b>117 569 03</b> |
|   | 9, 10 Serie 2             | 9, 10 Series 2                     | 9, 10 Serie 2                 | 9, 10 Série 2                                    |                   |
|   | 94 mm                     | 94 mm                              | 94 mm                         | 94 mm  | <b>117 316 01</b> |
|   | 147 mm                    | 147 mm                             | 147 mm                        | 147 mm   | <b>117 316 02</b> |
|  | 224 mm                    | 224 mm                             | 224 mm                        | 224 mm   | <b>117 316 03</b> |
|   | 20                        | 20                                 | 20                            | 20   |                   |
|   | 174 mm                    | 174 mm                             | 174 mm                        | 174 mm   | <b>117 316 04</b> |
|   | 10, 20 Serie 2            | 10, 20 Series 2                    | 10, 20 Serie 2                | 10, 20 Série 2                                   |                   |

|   |  |  |  |  |  |
|---|--|--|--|--|--|
|    | Oljerör<br>För brännarrör<br>för förvärmning | Nozzle line<br>For burner tube<br>for preheating | Düsenrohr<br>Für Brennerrohr<br>für Vorwärmung | Canne<br>porte-gicleur<br>Pour tube<br>diffuseur<br>pour réchauffage |  |
|   | 103, 127 mm                                  | 103, 127 mm                                      | 103, 127 mm                                    | 103, 127 mm  | <b>171 171 01</b>                      |
|   | 133, 157 mm                                  | 133, 157 mm                                      | 133, 157 mm                                    | 133, 157 mm  | <b>117 171 02</b>                      |
|   | 194, 218 mm                                  | 194, 218 mm                                      | 194, 218 mm                                    | 194, 218 mm  | <b>117 171 03</b>                      |
|   | 10 Serie 1, 11                               | 10 Series 1, 11                                  | 10 Serie 1, 11                                 | 10 Série 1, 11   |  |
|    | Oljerör<br>För brännarrör<br>för förvärmning | Nozzle line<br>For burner tube<br>for preheating | Düsenrohr<br>Für Brennerrohr<br>für Vorwärmung | Canne<br>porte-gicleur<br>Pour tube<br>diffuseur<br>pour réchauffage |  |
|   | 80 mm  | 80 mm  | 80 mm  | 80 mm  | <b>117 421 04</b>                      |
|   | 103, 115, 127 mm                             | 103, 115, 127 mm                                 | 103, 115, 127 mm                               | 103, 115, 127 mm   | <b>117 421 03</b>                      |
|   | 133, 157 mm                                  | 133, 157 mm                                      | 133, 157 mm                                    | 133, 157 mm  | <b>117 421 06</b>                      |
|   | 194, 218 mm                                  | 194, 218 mm                                      | 194, 218 mm                                    | 194, 218 mm  | <b>117 421 05</b>                      |
|   | 9, 10 Serie 2                                | 9, 10 Series 2                                   | 9, 10 Serie 2                                  | 9, 10 Série 2  |  |
|   | 147 mm                                       | 147 mm   | 147 mm   | 147 mm   | <b>117 421 01</b>                      |
|   | 144 mm                                       | 144 mm   | 144 mm   | 144 mm   | <b>117 421 08</b>                      |
|   | 224 mm                                       | 224 mm   | 224 mm   | 224 mm   | <b>117 421 02</b>                      |
|   | 20   | 20   | 20   | 20   |  |
|  | Oljerör<br>För brännarrör                    | Nozzle line<br>For burner tube                   | Düsenrohr<br>Für Brennerrohr                   | Canne<br>porte-gicleur<br>Pour tube<br>diffuseur                     |  |
|   | 80 mm  | 80 mm  | 80 mm  | 80 mm  | <b>118 132 01</b>                      |
|   | 127 mm                                       | 127 mm   | 127 mm   | 127 mm   | <b>118 132 02</b>                      |
|   | 20   | 20   | 20   | 20   |  |
|  | Bromsskiva<br>F, FV, FU, FUV<br>9, 10, 11    | Brake plate<br>F, FV, FU, FUV<br>9, 10, 11       | Stauscheibe<br>F, FV, FU, FUV<br>9, 10, 11     | Disque accroche-<br>flamme<br>F, FV, FU, FUV<br>9, 10, 11            | <b>115 915 01</b>                      |
|  | Bromsskiva<br>F, FV, FU, FUV<br>9, 10, 11    | Brake plate<br>F, FV, FU, FUV<br>9, 10, 11       | Stauscheibe<br>F, FV, FU, FUV<br>9, 10, 11     | Disque accroche-<br>flamme<br>F, FV, FU, FUV<br>9, 10, 11            | <b>115 912 02</b>                      |
|  | Bromsskiva<br>ZV<br>C<br>20                  | Brake plate<br>ZV<br>C<br>20                     | Stauscheibe<br>ZV<br>C<br>20                   | Disque accroche-<br>flamme<br>ZV<br>C<br>20                          | <b>117 387 01</b><br><b>117 388 01</b> |
|  | Bromsskiva<br>ZHV<br>10, 20                  | Brake plate<br>ZHV<br>10, 20                     | Stauscheibe<br>ZHV<br>10, 20                   | Disque accroche-<br>flamme<br>ZHV<br>10, 20                          | <b>118 355 01</b>                      |

|   |  |   |  |   |  |
|---|--|---|--|---|--|
|    | Bromsskiva<br>K, KV<br>20                    | Brake plate<br>K, KV<br>20                              | Stauscheibe<br>K, KV<br>20                               | Disque accroche-<br>flamme<br>K, KV<br>20                     | <b>117 317 01</b>                      |
|    | Bromsskiva<br>KA, KAV<br>10, 20              | Brake plate<br>KA, KAV<br>10, 20                        | Stauscheibe<br>KA, KAV<br>10, 20                         | Disque accroche-<br>flamme<br>KA, KAV<br>10, 20               | <b>118 858 01</b>                      |
|    | Elektrodhållare<br>9, 10, 11, 20             | Electrode holder<br>9, 10, 11, 20                       | Elektrodenhalter<br>9, 10, 11, 20                        | Porte-électrode<br>9, 10, 11, 20                              | <b>115 984 01</b>                      |
|    | Tändelektrod<br>Par<br>9, 10, 11, 20         | Ignition electrode<br>Pair of<br>9, 10, 11, 20          | Zündelektrode<br>Paar<br>9, 10, 11, 20                   | Electrode<br>d'allumage<br>1 paire<br>9, 10, 11, 20           | <b>115 937 01</b><br><b>915 937 01</b> |
|  | Dubbelelektrod<br>10 Serie 2,<br>20 ZHV      | Double electrode<br>10 Series 2,<br>20 ZHV              | Doppelelektrode<br>10 Serie 2,<br>20 ZHV                 | Electrode double<br>10 Série 2,<br>20 ZHV                     | <b>118 356 01</b>                      |
|  | Förvärmare<br>Danfoss<br>9, 10, 11, 20 ZHV   | Preheater<br>Danfoss<br>9, 10, 11, 20 ZHV               | Vorwärmer<br>Danfoss<br>9, 10, 11, 20 ZHV                | Réchauffeur<br>Danfoss<br>9, 10, 11, 20 ZHV                   | <b>114 706 05</b>                      |
|  | Danfoss<br>20                                | Danfoss<br>20   | Danfoss<br>20  | Danfoss<br>20   | <b>114 706 07</b>                      |
|  | Förvärmare<br>Satronic<br>B10FUV, B11V       | Preheater<br>Satronic<br>B10FUV, B11V                   | Vorwärmer<br>Satronic<br>B10FUV, B11V                    | Réchauffeur<br>Satronic<br>B10FUV, B11V                       | <b>118 643 01</b>                      |
|  | Kabel, förvärmare<br>Danfoss 320 mm          | Cable, preheater<br>Danfoss 320 mm                      | Kabel, Vorwärmer<br>Danfoss 320 mm                       | Cable, réchauffeur<br>Danfoss 320 mm                          | <b>114 777 02</b>                      |
|  | Danfoss 410 mm                               | Danfoss 410 mm  | Danfoss 410 mm   | Danfoss 410 mm  | <b>114 777 03</b>                      |
|  | Satronic 340 mm<br>9, 10, 11, 20             | Satronic 340 mm<br>9, 10, 11, 20                        | Satronic 340 mm<br>9, 10, 11, 20                         | Satronic 340 mm<br>9, 10, 11, 20                              | <b>114 777 01</b>                      |
|  | Kabel, förvärmare<br>med clips<br>10 Serie 2 | Cable, preheater<br>with clips<br>10 Series 2           | Kabel, Vorwärmer<br>mit Klammern<br>10 Serie 2           | Cable, réchauffeur<br>avec crampons<br>10 Série 2             | <b>114 777 12</b>                      |
|  | Lock,<br>rörlig<br>insats<br>10 Serie 1, 11  | Cover,<br>movable<br>nozzle assembly<br>10 Series 1, 11 | Deckel,<br>verstellbarer<br>Düsenstock<br>10 Serie 1, 11 | Couvercle, ligne<br>porte-gicleur<br>mobile<br>10 Série 1, 11 | <b>115 993 01</b>                      |

|   |   |   |   |  |   |
|---|---|---|---|--|---|
|    | Lock,<br>rörlig<br>insats<br>10 Serie 1, 11           | Cover,<br>movable<br>nozzle assembly<br>10 Series 1, 11           | Deckel,<br>verstellbarer<br>Düsenstock<br>10 Serie 1, 11    | Couvercle, ligne<br>porte-gicleur<br>mobile<br>10 Série 2                      | <b>117 948 01</b>   |
|    | Lock,<br>insats<br>20                                 | Cover,<br>nozzle assembly<br>20                                   | Deckel,<br>Düsenstock<br>20                                 | Couvercle, Ligne<br>porte-gicleur<br>20  | <b>117 662 01</b>   |
|    | O-ring<br>9, 10, 11, 20                               | O-ring<br>9, 10, 11, 20   | O-Ring<br>9, 10, 11, 20                                     | Joint torique<br>9, 10, 11, 20   | <b>113 168 02</b>   |
|    | Distansring<br>F, FV, FU, FUV<br>9, 10, 11            | Spacer ring<br>F, FV, FU, FUV<br>9, 10, 11                        | Abstandsring<br>F, FV, FU, FUV<br>9, 10, 11                 | Bague<br>d'écartement<br>F, FV, FU, FUV<br>9, 10, 11                           | <b>115 936 01</b>   |
|   | Kabelgenomföring<br>9, 10, 11, 20                     | Cable inlet,<br>9, 10, 11, 20                                     | Kabeldurchführung<br>9, 10, 11, 20                          | Douille de<br>passage de câble,<br>9, 10, 11, 20                               | <b>115 898 01</b>   |
|  | Medbringare<br>10 Serie 1, 11                         | Adjustment piece<br>10 Series 1, 11                               | Mitnehmer<br>10 Serie 1, 11                                 | Dispositif de<br>réglage de la<br>ligne<br>porte-gicleur<br>10 Série 1, 11     | <b>115 938 01</b>   |
|  | Distansrör<br>C<br>KV, KAV<br>ZV<br>20                | Spacing tube<br>C<br>KV, KAV<br>ZV<br>20                          | Abstandsrohr<br>C<br>KV, KAV<br>ZV<br>20                    | Tube d'écartment<br>C<br>KV, KAV<br>ZV<br>20                                   | <b>117 416 01</b><br><b>117 416 02</b><br><b>117 416 03</b> |
|  | Munstycksnyckel<br>9, 10, 11, 20                      | Nozzle key<br>9, 10, 11, 20                                       | Düsen Schlüssel<br>9, 10, 11, 20                            | Clé de gicleur<br>9, 10, 11, 20  | <b>110 242 01</b>   |
|  | Insats<br>Förbrännarrör<br>KA<br>147 mm<br>10 Serie 2 | Nozzle assembly<br>For burner tube<br>KA<br>147 mm<br>10 Series 2 | Düsenstock<br>Für Brennerrohr<br>KA<br>147 mm<br>10 Serie 2 | Ligne<br>porte-gicleur<br>Pour tube<br>diffuseur<br>KA<br>147 mm<br>10 Série 2 | <b>118 958 01</b>   |
|  | Lock,<br>insats<br>9                                  | Cover,<br>nozzle assembly<br>9                                    | Deckel,<br>Düsenstock<br>9                                  | Couvercle, ligne<br>porte-gicleur<br>9   | <b>117 498 01</b>   |

|   |  |  |   |  |  |
|---|--|--|---|--|--|
|    | Anslutningsfläns<br>9, 10, 11, 20                    | Fixing flange<br>9, 10, 11, 20                           | Anschlussflansch<br>9, 10, 11, 20                         | Bride de fixation<br>9, 10, 11, 20                           | <b>04 390 308 34</b>                   |
|    | Anslutningsfläns<br>9, 10, 11, 20                    | Fixing flange<br>9, 10, 11, 20                           | Anschlussflansch<br>9, 10, 11, 20                         | Bride de fixation<br>9, 10, 11, 20                           | <b>118 116 01</b>                      |
|    | Anslutningsfläns<br>10, 20                           | Fixing flange<br>10, 20                                  | Anschlussflansch<br>10, 20                                | Bride de fixation<br>10, 20                                  | <b>118 116 02</b>                      |
|    | Packning<br>9, 10, 11, 20                            | Gasket<br>9, 10, 11, 20                                  | Dichtung<br>9, 10, 11, 20                                 | Joint<br>9, 10, 11, 20                                       | <b>118 191 01</b>                      |
|   | Packning<br>9, 10, 11, 20                            | Gasket<br>9, 10, 11, 20                                  | Dichtung<br>9, 10, 11, 20                                 | Joint<br>9, 10, 11, 20                                       | <b>111 322 02</b>                      |
|  | Packning<br>9, 10, 11, 20                            | Gasket<br>9, 10, 11, 20                                  | Dichtung<br>9, 10, 11, 20                                 | Joint<br>9, 10, 11, 20                                       | <b>04 390 120 27</b>                   |
|  | Mellandel  | Spacing piece  | Zwischenteil  | Pièce<br>intermédiaire,<br>bride                             |  |
|   | 10 Serie1, 11, 20                                    | 10 Series 1, 11, 20                                      | 10 Serie 1, 11, 20  | 10 Série 1, 11, 20   | <b>117 121 02</b>                      |
|   | 10 Serie 2   | 10 Series 2  | 10 Serie 2  | 10 Série 2   | <b>118 515 01</b>                      |
|   | 10 Serie 1   | 10 Series 1  | 10 Serie 1  | 10 Série 1   | <b>118 515 02</b>                      |
|  | Skriv,<br>upphängning<br>för mellandel<br>10 Serie 2 | Screw,<br>suspension<br>for spacing piece<br>10 Series 2 | Schraube,<br>Aufhängung<br>für Zwischenteil<br>10 Serie 2 | Vis, suspension<br>pour pièce<br>intermédiaire<br>10 Série 2 | <b>114 121 62</b><br><b>114 121 63</b> |
|  | Axel,<br>flänsanslutning<br>Förlängd<br>10 Serie 1   | Axle, flange<br>connection<br>Lengthened<br>10 Series 1  | Achse,<br>Flanschanschluss<br>Verlängert<br>10 Serie 1    | Arbre, raccord<br>à brides<br>Allongé<br>10 Série 1          | <b>115 989 02</b>                      |



O-ring  
10 Serie 2,  
20 Serie 2

O-ring  
10 Series 2,  
20 Series 2

O-ring  
10 Serie 2,  
20 Serie 2

Joint torique  
10 Série 2,  
20 Série 2

**113 168 35**



Axel, fläns  
Förlängd  
20





Axle, flange  
Lengthened  
20

Achse, Flansch  
Verlängert  
20

Arbre, de bride  
Allongé  
20

**117 352 01**

**117 352 04**

|   |              |              |                 |              |                   |
|---|--------------|--------------|-----------------|--------------|-------------------|
|    | Kåpa         | Cover        | Haube           | Capot        |                   |
|   | Landis & Gyr | Landis & Gyr | Landis & Gyr    | Landis & Gyr |                   |
|   | Danfoss      | Danfoss      | Danfoss         | Danfoss      |                   |
|   | Röd          | Red          | Rot             | Rouge        | <b>117 748 01</b> |
|   | Blå          | Blue         | Blau            | Bleu         | <b>117 748 02</b> |
|   | Svart        | Black        | Schwarz         | Noir         | <b>117 748 03</b> |
|   | 9            | 9            | 9               | 9            |                   |
|    | Kåpa         | Cover        | Haube           | Capot        |                   |
|   | Röd          | Red          | Rot             | Rouge        | <b>117 883 02</b> |
|   | Orange       | Orange       | Orange          | Orange       | <b>117 883 05</b> |
|   | Svart        | Black        | Schwarz         | Noir         | <b>117 883 06</b> |
|   | Blå          | Blue         | Blau            | Bleu         | <b>117 883 07</b> |
|   | Grå          | Grey         | Grau            | Gris         | <b>117 883 12</b> |
|   | 10 Serie 2   | 10 Series 2  | 10 Serie 2      | 10 Série 2   |                   |
| 20 Serie 2  | 20 Series 2  | 20 Serie 2   | 20 Série 2      |              |                   |
|    | Kåpa         | Cover        | Haube           | Capot        | <b>117 067 05</b> |
|   | Svart        | Black        | Schwarz         | Noir         |                   |
|   | 11           | 11           | 11              | 11           |                   |
|   | Skruv, kåpa  | Screw, cover | Schraube, Haube | Vis, Capot   |                   |
|   | Röd          | Red          | Rot             | Rouge        | <b>117 505 01</b> |
|   | Blå          | Blue         | Blau            | Bleu         | <b>117 505 02</b> |
|   | Svart        | Black        | Schwarz         | Noir         | <b>117 505 03</b> |
|   | 9            | 9            | 9               | 9            |                   |
|  | Fäste        | Holder       | Halter          | Support      |                   |
|   | 10 Serie 2   | 10 Series 2  | 10 Serie 2      | 10 Série 2   | <b>117 897 01</b> |
|   | 20 Serie 2   | 20 Series 2  | 20 Serie 2      | 20 Série 2   | <b>117 897 02</b> |
|  | Skruv        | Screw        | Schraube        | Vis          | <b>117 900 01</b> |
|   | 10 Serie2,   | 10 Series2,  | 10 Serie2,      | 10 Série 2,  |                   |
|   | 20 Serie 2   | 20 Series 2  | 20 Serie 2      | 20 Série 2   |                   |



Täckbricka  
10 Serie 2,  
20 Serie 2

Cover plate  
10 Series 2,  
20 Series 2

Abdeckscheibe  
10 Serie 2,  
20 Serie 2

Plaque de  
recouvrement  
10 Série 2,  
20 Série 2

**117 892 01**



Täckbricka  
10 Serie2,  
20 Serie 2

Cover plate  
10 Series2,  
20 Series 2

Abdeckscheibe  
10 Serie2,  
20 Serie 2

Plaque de  
recouvrement  
10 Série 2,  
20 Série 2

**117 892 02**



Täckbricka  
10 Serie 2  
20 Serie 2

Cover plate  
10 Series 2,  
20 Series 2

Abdeckscheibe  
10 Serie 2,  
20 Serie 2

Plaque de  
recouvrement  
10 Série 2,  
20 Série 2

**117 892 04**



Täckbricka  
10 Serie 2,  
20 Serie 2

Cover plate  
10 Series 2,  
20 Series 2

Abdeckscheibe  
10 Serie 2,  
20 Serie 2

Plaque de  
recouvrement  
10 Série 2,  
20 Série 2

**117 892 05**



Styrskiva  
11

Guide plate  
11

Befestigungs-  
platte  
11

Plaque de fixation  
11

**117 070 01**



|   |   |  |   |  |   |
|---|---|--|---|--|---|
|    | Motor 70W, 3µF<br>med kabel och<br>koppling<br>9          | Motor 70W, 3µF<br>With cable and<br>coupling<br>9          | Motor 70W, 3µF<br>Mit Kabel und<br>Kupplung<br>9          | Moteur 70W, 3µF<br>avec câble et<br>accouplement<br>9          | <b>118 524 02</b><br><b>918 524 02</b>                      |
|    | Motor 90W, 4µF<br>med kabel och<br>koppling<br>10, 11, 20 | Motor 90W, 4µF<br>With cable and<br>coupling<br>10, 11, 20 | Motor 90W, 4µF<br>Mit Kabel und<br>Kupplung<br>10, 11, 20 | Moteur 90W, 4µF<br>avec câble et<br>accouplement<br>10, 11, 20 | <b>115 931 01</b><br><b>915 931 01</b>                      |
|    | Motor 125W, 4µF<br>med kabel och<br>koppling<br>20-2      | Motor 125W, 4µF<br>With cable and<br>coupling<br>20-2      | Motor 125W, 4µF<br>Mit Kabel und<br>Kupplung<br>20-2      | Moteur 125W, 4µF<br>avec câble et<br>accouplement<br>20-2      | <b>919 319 01</b>   |
|    | Kondensator<br>FHP AEG 4µF<br>10, 11, 20                  | Capacitor<br>FHP AEG 4µF<br>10, 11, 20                     | Kondensator<br>FHP AEG 4µF<br>10, 11, 20                  | Condensateur<br>FHP AEG 4µF<br>10, 11, 20                      | <b>115 965 01</b>   |
|    | FHP AEG 3µF<br>9  | FHP AEG 3µF<br>9   | FHP AEG 3µF<br>9  | FHP AEG 3µF<br>9   | <b>115 965 04</b>   |
|   | Fläkt hjul<br>9<br>10, 11<br>20                           | Fan wheel<br>9<br>10, 11<br>20                             | Gebläserad<br>9<br>10, 11<br>20                           | Rotor<br>9<br>10, 11<br>20                                     | <b>117 566 01</b><br><b>115 927 01</b><br><b>117 276 01</b> |
|  | Koppling<br>AEG, ATB, FHP<br>10, 11, 20                   | Coupling<br>AEG, ATB, FHP<br>10, 11, 20                    | Kupplung<br>AEG, ATB, FHP<br>10, 11, 20                   | Accouplement<br>AEG, ATB, FHP<br>10, 11, 20                    | <b>115 942 01</b>   |
|  | Koppling<br>Simel<br>9, 10, 20                            | Coupling<br>Simel<br>9, 10, 20                             | Kupplung<br>Simel<br>9, 10, 20                            | Accouplement<br>Simel<br>9, 10, 20                             | <b>117 568 02</b>   |
|  | Simel med<br>beteckning<br>30/2071-32                     | Simel with<br>symbol<br>30/2071-32                         | Simel mit<br>bezeichnung<br>30/2071-32                    | Simel avec<br>designation<br>30/2071-32                        | <b>118 574 02</b>   |
|  | Koppling<br>AEG, FHP<br>9                                 | Coupling<br>AEG, FHP<br>9                                  | Kupplung<br>AEG, FHP<br>9                                 | Accouplement<br>AEG, FHP<br>9                                  | <b>118 574 01</b>   |
|  | Kabel<br>med clips<br>10 Serie 2<br>20 Serie 2            | Cable<br>with clips<br>10 Series 2,<br>20 Series 2         | Kabel<br>mit Klammern<br>10 Serie 2 ,<br>20 Serie 2       | Câble<br>avec crampons<br>10 Série 2 ,<br>20 Série 2           | <b>117 034 11</b>   |
|  | Kondensator<br>med hylsa<br>20-2                          | Capacitor<br>with sleeve<br>20-2                           | Kondensator<br>mit Hülse<br>20-2                          | Condensateur<br>avec douille<br>20-2                           | <b>917 751 02</b>   |
|  | Simel<br>9,10,11,20                                       | Simel<br>9,10,11,20  | Simel<br>9,10,11,20                                       | Simel<br>9,10,11,20  | <b>117 751 01</b>   |



Kabel  
10, 11, 20  
9

Cable  
10, 11, 20  
9

Kabel  
10, 11, 20  
9

Câble  
10, 11, 20  
9

**117 034 01**  
**117 034 04**

|   |   |   |   |   |   |
|---|---|---|---|---|---|
|    | Pump AS47C-4P<br>ersatt av<br>AS47C-6P<br>Pump AS47C-5M<br>ersatt av<br>AS47C-6M<br>9, 10, 11, 20 | Pump AS47C-4P<br>replaced by<br>AS47C-6P<br>Pump AS47C-5M<br>replaced by<br>AS47C-6M<br>9, 10, 11, 20 | Pumpe AS47C-4P<br>ersetzt durch<br>AS47C-6P<br>Pumpe AS47C-5M<br>ersetzt durch<br>AS47C-6M<br>9, 10, 11, 20 | Pompe AS47C-4P<br>remplacée par<br>AS47C-6P<br>Pompe AS47C-5M<br>remplacée par<br>AS47C-6M<br>9, 10, 11, 20 |   |
|    | Pump BFP 41L3<br>Styckförpackning<br><br>Med kabel<br>9, 10, 20                                   | Pump BFP41L3<br>Single-piece<br>package<br>With cable<br>9, 10, 20                                    | Pumpe BFP41L3<br>Stückverpackung<br><br>Mit Kabel<br>9, 10, 20  | Pompe BFP41L3<br>Emballage par<br>pièces<br>Avec câble<br>9, 10, 20   | <b>119 758 01</b><br><b>819 758 01</b><br><b>919 758 01</b> |
|    | Pump BFP21L3LE<br>Styckförpackning<br><br>Med kabel<br>10 Serie 2,<br>20 Serie 2                  | Pump BFP21L3LE<br>Single-piece<br>package<br>with cable<br>10 Series 2,<br>20 Series 2                | Pumpe BFP21L3LE<br>Stückverpackung<br><br>Mit Kabel<br>10 Serie 2,<br>20 Serie 2                            | Pompe BFP21L3LE<br>Emballage par<br>pièces<br>Avec câble<br>10 Série 2,<br>20 Série 2                       | <b>119 758 06</b><br><b>819 758 06</b><br><b>919 758 06</b> |
|    | Pump BFP11L3<br>Styckförpackning<br><br>Med kabel<br>9, 11, 20                                    | Pump BFP11L3<br>Single-piece<br>package<br>With cable<br>9, 11, 20                                    | Pumpe BFP11L3<br>Stückverpackung<br><br>Mit Kabel<br>9, 11, 20  | Pompe BFP11L3<br>Emballage par<br>pièces<br>Avec câble<br>9, 11, 20   | <b>119 758 02</b><br><b>819 758 02</b><br><b>919 758 02</b> |
|  | Pump BFP52E<br>Styckförpackning<br><br>Med kablar<br>20   | Pump BFP52E<br>Single-piece<br>package<br>With cables<br>20   | Pumpe BFP52E<br>Stückverpackung<br><br>Mit Kabeln<br>20   | Pompe BFP52E<br>Emballage par<br>pièces<br>Avec câbles<br>20  | <b>119 758 09</b><br><b>819 758 09</b><br><b>919 758 09</b> |
|  | Pump AT245C-2P<br>ersatt av<br>AT245C-4P<br>20  | Pump AT245C-2P<br>replaced by<br>AT245C-4P<br>20  | Pumpe AT245C-2P<br>ersetzt durch<br>AT245C-4P<br>20   | Pompe AT245C-2P<br>remplacée par<br>AT245C-4P<br>20   |   |
|  | Magnetventil<br>MS11L3<br>10 Serie 1,<br>11, 20   | Solenoid valve<br>MS11L3<br>10 Series 1,<br>11, 20  | Magnetventil<br>MS11L3<br>10 Serie 1,<br>11, 20   | Electrovanne<br>MS11L3<br>10 Série 1,<br>11, 20   | <b>115 973 01</b>   |
|  | Magnetventil<br>AS47C, AT steg 1<br><br>AT steg 2<br>9, 10, 11, 20                                | Solenoid valve<br>AS47C, AT stage 1<br><br>AT stage 2<br>9, 10, 11, 20                                | Magnetventil<br>AS47C, AT stufe 1<br><br>AT stufe 2<br>9, 10, 11, 20  | Electrovanne<br>AS47C, AT 1 <sup>ère</sup><br>allure<br>AT AT 2 <sup>ème</sup> allure<br>9, 10, 11, 20      | <b>915 972 01</b><br><b>115 972 04</b>                      |
|  | Filter<br>AS47C<br>9, 10, 11, 20  | Filter<br>AS47C<br>9, 10, 11, 20  | Filter<br>AS47C<br>9, 10, 11, 20  | Filtre<br>AS47C<br>9, 10, 11, 20  | <b>114 570 02</b>   |
|  | Pump AT245C-4P<br>Styckförpackning<br><br>Med kablar<br>20  | Pump AT245C-4P<br>Single-piece<br>package<br>With cables<br>20  | Pumpe AT245C-4P<br>Stückverpackung<br><br>Mit Kabeln<br>20  | Pompe AT245C-4P<br>Emballage par<br>pièces<br>Avec câbles<br>20   | <b>120 264 21</b><br><b>820 264 21</b><br><b>920 264 21</b> |

|   |  |  |   |   |  |
|---|--|--|---|---|--|
|    | Magnetventil<br>BFP41L3<br>Innerdel<br>9,10, 11, 20                        | Solenoid valve<br>BFP41L3<br>Inner part<br>9,10, 11, 20                    | Magnetventil<br>BFP41L3<br>Einsatz<br>9,10, 11, 20                            | Electrovanne<br>BFP41L3<br>Partie interieure<br>9,10, 11, 20                  | <b>115 973 03</b><br><b>117 742 01</b> |
|    | Magnetventil AT<br>före April 94<br>20                                     | Solenoid valve AT<br>before April 94<br>20                                 | Magnetventil AT<br>vor April 94<br>20   | ElectrovanneAT<br>avant April 94<br>20  | <b>915 972 03</b>                      |
|    | Filter<br>BFP41L3<br>9, 10, 11, 20   | Filter<br>BFP41L3<br>9, 10, 11, 20   | Filter<br>BFP41L3<br>9, 10, 11, 20  | Filtre<br>BFP41L3<br>9, 10, 11, 20  | <b>117 749 01</b>                      |
|    | Förbindelserör<br>10 Serie 2   | Connecting pipe<br>10 Series 2   | Öldruckrohr<br>10 Serie 2   | Trompette<br>10 Série 2   | <b>117 946 01</b>                      |
|  | Förbindelserör<br>AS47C<br>20  | Connecting pipe<br>AS47C<br>20   | Öldruckrohr<br>AS47C<br>20  | Trompette<br>MS11L3<br>20   | <b>117 327 01</b>                      |
|  | Förbindelserör<br>BFP<br>20  | Connecting pipe<br>BFP<br>20   | Öldruckrohr<br>BFP<br>20  | Trompette<br>BFP<br>20  | <b>117 836 02</b>                      |
|  | Vinkelnippel<br>10, 11   | Nipple, elbow<br>10,11   | Nippel,<br>winkelförmig<br>10, 11   | Raccord, coudé<br>10, 11  | <b>04 390 852 29</b>                   |
|  | Kopparpackning<br>9, 10, 11, 20  | Copper gasket<br>9, 10, 11, 20   | Kupferdichtung<br>9, 10, 11, 20   | Joint en cuivre<br>9, 10, 11, 20  | <b>110 212 10</b>                      |
|  | Förbindelserör<br>AS47C<br>BFP41L3<br>9                                    | Connecting pipe<br>AS47C<br>BFP41L3<br>9                                   | Öldruckrohr<br>AS47C<br>BFP41L3<br>9  | Trompette<br>AS47C<br>BFP41L3<br>9  | <b>117 509 01</b>                      |
|  | Packing, lock<br>Suntec AS47C-6M<br>AS47C-6P<br>AT245C-4P<br>9, 10, 11, 20 | Gasket, cover<br>Suntec AS47C-6M<br>AS47C-6P<br>AT245C-4P<br>9, 10, 11, 20 | Dichtung, Deckel<br>Suntec AS47C-6M<br>AS47C-6P<br>AT245C-4P<br>9, 10, 11, 20 | Joint, couvercle<br>Suntec AS47C-6M<br>AS47C-6P<br>AT245C-4P<br>9, 10, 11, 20 | <b>114 566 02</b>                      |

|   |   |   |   |  |  |
|---|---|---|---|--|--|
|    | Kabel,<br>magnetventil,<br>med clips<br>BFP41L3<br>AS47C<br>10 Serie 2,<br>20 Serie 2   | Cable,<br>solenoid valve,<br>with clips<br>BFP41L3<br>AS47C<br>10 Series 2,<br>20 Series 2  | Kabel,<br>Magnetventil,<br>mit Klammern<br>BFP41L3<br>AS47C<br>10 Serie 2,<br>20 Serie 2  | Câble,<br>électrovanne,<br>avec crampons<br>BFP41L3<br>AS47C<br>10 Série 2,<br>20 Série 2  | <b>115 975 11</b>  |
|    | Magnetventil<br>BFP 52<br>Steg 1<br>Steg 2<br>20  | Solenoid valve<br>BFP 52<br>Stage 1<br>Stage 2<br>20  | Magnetventil<br>BFP 52<br>Stufe 1<br>Stufe 2<br>20  | Electrovanne<br>BFP 52<br>1 <sup>ère</sup> allure<br>2 <sup>ème</sup> allure<br>20   | <b>115 973 03</b><br><b>115 973 04</b>   |
|    | Spole<br>Suntec<br>Danfoss MS11<br>Danfoss MS12<br>Danfoss BFP<br>9, 10, 11, 20   | Coil<br>Suntec<br>Danfoss MS11<br>Danfoss MS12<br>Danfoss BFP<br>9, 10, 11, 20  | Spule<br>Suntec<br>Danfoss MS11<br>Danfoss MS12<br>Danfoss BFP<br>9, 10, 11, 20   | Bobine<br>Suntec<br>Danfoss MS11<br>Danfoss MS12<br>Danfoss BFP<br>9, 10, 11, 20   | <b>915 971 01</b><br><b>915 974 01</b><br><b>115 974 02</b><br><b>115 974 03</b>   |
|    | Packing, lock<br>Suntec AS47C-4P<br>AS47C-5M<br>AT245C-2P<br>9, 10, 11, 20  | Gasket, cover<br>Suntec AS47C-4P<br>AS47C-5M<br>AT245C-2P<br>9, 10, 11, 20  | Dichtung, Deckel<br>Suntec AS47C-4P<br>AS47C-5M<br>AT245C-2P<br>9, 10, 11, 20   | Joint, couvercle<br>Suntec AS47C-4P<br>AS47C-5M<br>AT245C-2P<br>9, 10, 11, 20  | <b>114 566 01</b>  |
|  | Packing, lock<br>Danfoss BFP<br>9, 10, 20   | Gasket, cover<br>Danfoss BFP<br>9, 10, 20   | Dichtung, Deckel<br>Danfoss BFP<br>9, 10, 20  | Joint, couvercle<br>Danfoss BFP<br>9, 10, 20   | <b>119 810 01</b>  |
|  | Nippel, rak<br>1/4"-1/4"<br>9, 10<br>11, 20   | Nipple, straight<br>1/4"-1/4"<br>9, 10<br>11, 20  | Gerader Nippel<br>1/4"-1/4"<br>9, 10<br>11, 20  | Raccord, droit<br>1/4"-1/4"<br>9, 10<br>11, 20   | <b>117 574 01</b><br><b>117 574 02</b>   |
|  | Kabel,<br>magnetventil<br>AS47C, MS11L3<br>400 mm<br>9, 10, 11, 20  | Cable,<br>solenoid valve<br>AS47C, MS11L3<br>400 mm<br>9, 10, 11, 20  | Kabel,<br>Magnetventil<br>AS47C, MS11L3<br>400 mm<br>9, 10, 11, 20  | Câble,<br>électrovanne<br>AS47C, MS11L3<br>400 mm<br>9, 10, 11, 20   | <b>115 976 05</b>  |
|  | Pump<br>AS47C-6P<br>Styckförpackning<br><br>Med kabel<br>2-rörs<br>Pump<br>AS47C-6M<br>Styckförpackning<br><br>Med kabel<br>1-rörs<br>9, 10, 11, 20 | Pump<br>AS47C-6P<br>Single-piece<br>package<br>With cable<br>2-pipe<br>Pump<br>AS47C-6M<br>Single-piece<br>package<br>With cable<br>1-pipe<br>9, 10, 11, 20 | Pumpe<br>AS47C-6P<br>Stückverpackung<br><br>Mit Kabel<br>2-Rohr<br>Pumpe<br>AS47C-6M<br>Stückverpackung<br><br>Mit Kabel<br>1-Rohr<br>9, 10, 11, 20 | Pompe<br>AS47C-6P<br>Emballage par<br>pièces<br>Avec câble<br>2 tuyaux<br>Pompe<br>AS47C-6M<br>Emballage par<br>pièces<br>avec câble<br>1 tuyau<br>9, 10, 11, 20 | <b>120 264 32</b><br><b>820 264 32</b><br><b>920 264 32</b><br><b>120 264 31</b><br><b>820 264 31</b><br><b>920 264 31</b> |



Adapter  
9, 10 Serie 1,  
11, 20

Adapter  
9, 10 Series 1,  
11, 20

Adapter  
9, 10 Serie 1,  
11, 20

Adaptateur  
9, 10 Série 1,  
11, 20

**117 955 01**



Reläbox  
BHO61 utgått  
ersatt av  
LOA 24

Control box  
BHO61 no longer  
available  
replaced by  
LOA 24

Steuergerät  
Oberteil  
BHO61 nicht  
mehr erhältlich  
ersetzt durch  
LOA 24

Boite de contrôle  
BHO61  
non disponible  
remplacée par  
LOA 24

Industriförpackning

Industrial package

Industrie  
verpackung  
Stückverpackung  
9, 10, 11, 20

Emballage  
industriel  
Emballage par  
pièces  
9, 10, 11, 20

**115 595 04**

Styckförpackning  
9, 10, 11, 20

Single-piece  
package  
9, 10, 11, 20

**915 595 04**



Reläbox  
Satronic

Control box  
Satronic

Steuergerät  
Oberteil  
Satronic

Boite de contrôle  
Satronic

TF 834E.3  
Industriförpackning

TF 834E.3  
Industrial package

TF 834E.3  
Industrie  
verpackung  
Stückverpackung

TF 834E.3  
Emballage  
industriel  
Emballage par  
pièces

**117 027 04**

Styckförpackning

Single-piece  
package

**917 027 04**

TF 832.3  
Industriförpackning

TF 832.3  
Industrial package

TF 832.3  
Industrie  
verpackung  
Stückverpackung  
9, 10, 11, 20

TF 832.3  
Emballage  
industriel  
Emballage par  
pièces  
9, 10, 11, 20

**117 810 07**

Styckförpackning  
9, 10, 11, 20

Single-piece  
package  
9, 10, 11, 20

**917 810 07**



Ersättning för  
BHO12  
9, 10, 11, 20

Replacement for  
BHO12  
9, 10, 11, 20

Ersatz für  
BHO12  
9, 10, 11, 20

Remplacement  
de BHO12  
9, 10, 11, 20

**117 999 01**



Reläsockel  
Satronic kpl.  
9, 10, 11, 20

Relay base  
Satronic compl.  
9, 10, 11, 20

Steuergerät  
Unterteil  
Satronic kompl.  
9, 10, 11

Socle de  
raccordement  
Satronic compl.  
9, 10, 11, 20

**90 390 109 01**



|   |  |  |   |   |  |
|---|--|--|---|---|--|
|    | Reläsockel<br>Landis & Staefa  | Relay base<br>Landis & Staefa  | Steuergerät<br>Unterteil<br>Landis & Staefa   | Socle de<br>raccordement<br>Landis & Staefa   | <b>115 596 00</b>                            |
|   | Gavel<br>Kpl.<br>9, 10, 11, 20   | Front plate<br>Compl.<br>9, 10, 11, 20   | Frontplatte<br>Kompl.<br>9, 10, 11, 20  | Plaque frontale<br>Compl.<br>9, 10, 11, 20  | <b>115 596 90</b><br><b>915 596 00</b>       |
|   | Reläsockel<br>Satronic<br>med kablar   | Relay base<br>Satronic<br>with cables  | Steuergerät<br>Unterteil<br>Satronic<br>mit Kabel   | Socle de<br>raccordement<br>Satronic<br>avec Câble  |  |
|    | för förvärmning  | for preheating   | für Vorwärmung  | pour réchauffage  | <b>118 012 01</b>                            |
|   | för kallstart  | for cold start   | für Kaltstart   | pour démarrage à<br>froid   | <b>118 012 02</b>                            |
|   | med kontakt<br>7-pol   | with plug-in<br>contact<br>7-pole  | mit Buchsenteil<br>7-polig  | avec prise<br>"européenne"<br>7-polaire   |  |
|   | för förvärmning  | for preheating   | für Vorwärmung  | pour réchauffage  | <b>118 012 09</b>                            |
|   | för kallstart<br>10 Serie 2  | for cold start<br>10 Series 2  | für Kaltstart<br>10 Serie2  | pour démarrage à<br>froid<br>10 Série 2   | <b>118 012 10</b>                            |
|  | Fläns,<br>fotomotstånd<br>Satronic<br>9, 10, 11<br>10 Serie 2, 20  | Flange,<br>photoresistor<br>Satronic<br>9, 10, 11<br>10 Series 2, 20   | Flansch,<br>Fotowiderstand<br>Satronic<br>9, 10, 11<br>10 Serie 2, 20   | Bride, cellule<br>photorésistante<br>Satronic<br>9, 10, 11<br>10 Série 2, 20  | <b>00 390 113 03</b><br><b>00 390 113 02</b> |
|   | Fotomotstånd<br>Danfoss kpl.<br>kort utförande<br>utgått<br>ersatt av<br>Landis & Staefa<br>QRB1-B, 350 mm<br>9, 10, 11 20 | Photoresistor<br>Danfoss compl.<br>short design<br>no longer<br>available<br>replaced by<br>Landis & Staefa<br>QRB1B, 350 mm<br>9, 10, 11 20 | Fotowiderstand<br>Danfoss kompl.<br>kurze Ausführung<br>nicht mehr<br>erhältlich<br>ersetzt durch<br>Landis & Staefa<br>QRB1B, 350 mm<br>9, 10, 11 20 | Cellule<br>photorésistante<br>courte Danfoss<br>compl.<br>non disponible<br>remplacée par<br>Landis & Staefa<br>QRB1B, 350 mm<br>9, 10, 11 20 | <b>912 409 05</b>                            |
|  | Fotomotstånd<br>Danfoss kpl.<br>långt utförande<br>utgått<br>ersatt av<br>Landis & Staefa<br>QRB1-A,<br>9, 10, 11          | Photoresistor<br>Danfoss compl<br>long design<br>no longer<br>available<br>replaced by<br>Landis & Staefa<br>QRB1A,<br>9, 10, 11             | Fotowiderstand<br>Danfoss kompl.<br>lange Ausführung<br>nicht mehr<br>erhältlich<br>ersetzt durch<br>Landis & Staefa<br>QRB1A,<br>9, 10, 11           | Cellule<br>photorésistante<br>longue Danfoss<br>compl.<br>non disponible<br>remplacée par<br>Landis & Staefa<br>QRB1A,<br>9, 10, 11           | <b>912 409 07</b>                            |
|  | Fotomotstånd<br>Satronic MZ 770 S<br>9, 10, 11, 20   | Photoresistor<br>Satronic MZ 770 S<br>9, 10, 11, 20  | Fotowiderstand<br>Satronic MZ 770 S<br>9, 10, 11, 20  | Cellule<br>Photorésistante<br>Satronic MZ 770 S<br>9, 10, 11, 20  | <b>118 003 01</b>                            |



|   |  |   |   |   |                      |
|---|--|---|---|---|----------------------|
|    | Fotomotstånd<br>Danfoss<br>057H20.2<br>480 mm<br>9, 10 Serie 1, 20 | Photoresistor<br>Danfoss<br>057H20.20<br>480 mm<br>9, 10 Series 1, 20 | Fotowiderstand<br>Danfoss<br>057H20.20<br>480 mm<br>9, 10 Serie 1, 20 | Cellule<br>Photorésistante<br>Danfoss<br>057H20.20<br>480 mm<br>9, 10 Série 1, 20 | <b>112 099 01</b>    |
|    | Fotomotstånd<br>Satronic MZ 770<br>9, 10,11                        | Photoresistor<br>Satronic MZ 770<br>9, 10,11                          | Fotowiderstand<br>Satronic MZ 770<br>9, 10,11                         | Cellule<br>Photorésistante<br>Satronic MZ 770<br>9, 10,11                         | <b>04 390 295 67</b> |
|    | Flimmerdetektor<br>10 Serie 2                                      | Flicker detector<br>10 Series 2                                       | Flackerdetektor<br>10 Serie 2   | Détecteur de<br>vassillation<br>10 Série 2  | <b>118 652 02</b>    |
|    | Flimmerdetektor<br>med clips<br>10 Serie 2, 20                     | Flicker detector<br>with clips<br>10 Series 2, 20                     | Flackerdetektor<br>mit Klammern<br>10 Serie 2, 20                     | Détecteur de<br>vassillation<br>avec crampons<br>10 Série 2, 20                   | <b>118 652 01</b>    |
|  | Kontaktдон,<br>hondel 3-pol<br>9, 10, 11, 20                       | Plug-in contact,<br>female 3-pole<br>9, 10, 11, 20                    | Buchsenteil<br>3-polig<br>9, 10, 11, 20                               | Fiche de Prise de<br>courant femelle<br>3-polaire<br>9, 10, 11, 20                | <b>117 046 01</b>    |
|  | Kontaktдон,<br>handel 7-pol<br>9, 10, 11, 20                       | Plug-in contact,<br>male 7-pole<br>9, 10, 11, 20                      | Steckerteil<br>7-polig<br>9, 10, 11, 20                               | Prise<br>"européenne",<br>mâle 7-polaire<br>9, 10, 11, 20                         | <b>115 585 00</b>    |
|  | Kontaktдон,<br>hondel 7-pol<br>10 Serie 1<br>20 Serie 1            | Plug-in contact,<br>female 7-pole<br>10 Series 1<br>20 Series 1       | Buchsenteil<br>7-polig<br>10 Serie 1<br>20 Serie 1                    | Prise<br>"européenne",<br>femelle 7-polaire<br>10 Série 1<br>20 Série 1           | <b>115 586 04</b>    |
|  | Kontaktдон,<br>hondel 7-pol<br>före 1994<br>10 Serie 2             | Plug-in contact,<br>female 7-pole<br>before 1994<br>10 Series 2       | Buchsenteil<br>7-polig<br>vor 1994<br>10 Serie 2                      | Fiche de Prise de<br>courant femelle<br>7-polaire<br>avant 1994<br>10 Série 2     | <b>118 101 01</b>    |
|  | Fläns,<br>fotomotstånd<br>Landis & Stefa<br>9, 10,11, 20           | Flange,<br>photoresistor<br>Landis & Stefa<br>9, 10,11, 20            | Flansch,<br>Fotowiderstand<br>Landis & Stefa<br>9, 10,11, 20          | Bride, cellule<br>photorésistante<br>Landis & Stefa<br>9, 10,11, 20               | <b>112 405 01</b>    |
|  | Kontaktдон,<br>hondel 7-pol<br>9                                   | Plug-in contact,<br>female 7-pole<br>9                                | Buchsenteil<br>7-polig<br>9   | Prise<br>"européenne",<br>femelle 7-polaire<br>9                                  | <b>115 586 05</b>    |



|   |   |  |   |   |  |
|---|---|--|---|---|--|
|    | Kontaktidon,<br>handel 7-pol<br>11                      | Plug-in contact,<br>female 7-pole<br>11                                  | Buchsenteil<br>7-polig<br>11  | Prise<br>"européenne",<br>mâle 7-polaire<br>11                          | <b>115 586 02</b>                      |
|    | Kontaktidon,<br>handel 3-pol<br>11                      | Plug-in contact,<br>male 3-pole<br>11                                    | Steckerteil<br>3-polig<br>11  | Fiche de Prise de<br>courant mâle<br>3-polaire<br>11                    | <b>114 222 01</b>                      |
|    | Kontaktidon,<br>handel 4-pol<br>20, 20-2                | Plug-in contact,<br>female 4-pole<br>20, 20-2                            | Buchsenteil<br>4-polig<br>20, 20-2  | Fiche de Prise de<br>courant femelle<br>4-polaire<br>20, 20-2           | <b>119 198 01</b>                      |
|    | Kontaktidon,<br>handel<br>4-pol<br>20, 20-2             | Plug-in contact,<br>male 4-pole<br>20, 20-2                              | Steckerteil<br>4-polig<br>20, 20-2  | Fiche de Prise de<br>courant mâle<br>4-polaire<br>20, 20-2              | <b>119 197 01</b>                      |
|   | Indikeringslampa,<br>grön<br>Kabel<br>9, 10 Serie 2, 20 | Indicating lamp,<br>green<br>Cable<br>9, 10 Series 2, 20                 | Anzeigelampe,<br>grün<br>Kabel<br>9, 10 Serie 2, 20                                     | Lampe témoin,<br>vert<br>Câble<br>9, 10 Série 2, 20                     | <b>117 211 03</b><br><b>117 682 11</b> |
|  | Driftsmätare<br>9, 10, 20                               | Time meter<br>9, 10, 20  | Betriebsstunden-<br>zähler<br>9, 10, 20   | Compteur horaire<br>9, 10, 20   | <b>117 678 01</b>                      |
|  | Kabelgenomföring<br>9, 10, 11, 20                       | Cable inlet<br>9, 10, 11, 20   | Kabeldurchführung<br>9, 10, 11, 20  | Douille de<br>passage<br>câble<br>9, 10, 11, 20                         | <b>118 100 01</b>                      |
|  | Tidrännare<br>kpl.<br>1000                              | Time meter<br>compl.<br>1000   | Betriebsstunden-<br>zähler kompl.<br>1000   | Compteur horaire<br>compl.<br>1000                                      | <b>118 472 01</b>                      |
|  | Konsol,<br>indikeringslampa<br>och reläfäste            | Fixing plate compl.<br>indicating lamp<br>and fixing plate<br>relay base | Befestigungs-<br>platte, Anzeige-<br>lampe und Befestig-<br>ungsplatte Steuer-<br>gerät | Platine de<br>raccordement,<br>lampe témoin<br>et plaque de<br>fixation | <b>118 603 01</b>                      |
|  | 10 Serie 2,<br>med tidräknare<br>1000                   | 10 Series 2<br>with time meter<br>1000                                   | 10 Serie 2<br>mit Betriebs-<br>stundenzähler<br>1000                                    | 10 Série 2<br>compteur horaire<br>1000                                  | <b>118 603 02</b>                      |

|   |  |   |  |  |  |
|---|--|---|--|--|--|
|    | Indikeringslampa<br>10 Serie 1                 | Indicating lamp<br>10 Series 1                    | Anzeigelampe<br>10 Serie 1                                   | Lampe témoin<br>10 Série 1                             | <b>04 390 383 05</b>                   |
|    | Stömbrytare<br>0-I<br>I-II<br>20               | Switch<br>0-II<br>I-II<br>20                      | Schalter<br>0-II<br>I-II<br>20                               | Interrupteur<br>0-I<br>I-II<br>20                      | <b>120 149 01</b><br><b>120 149 02</b> |
|    | Kåpa koppl. dosa<br>20                         | Cover, terminal<br>board<br>20                    | Haube, Klemmbrett<br>20                                      | Capot<br>bornier<br>20                                 | <b>110 472 01</b>                      |
|    | Tidräknare<br>kpl.<br>20 Serie 2<br>10 Serie 2 | Time meter<br>compl<br>20 Series 2<br>10 Series 2 | Betriebsstunden<br>zähler kompl.<br>20 Serie 2<br>10 Serie 2 | Compteur horaire<br>compl.<br>20 Série 2<br>10 Série 2 | <b>118 472 03</b><br><b>118 472 02</b> |
|   | Panel<br>20                                    | Electric panel<br>20                              | Deckel für<br>Schaltbrett<br>20                              | Panneau<br>20  | <b>117 539 02</b>                      |
|  | Panel<br>20                                    | Electric panel<br>20                              | Deckel für<br>Schaltbrett<br>20                              | Panneau<br>20  | <b>117 322 01</b>                      |
|  | Kontaktbon<br>kpl.<br>hondel 7-pol             | Plug-in contact<br>compl.<br>female 7-pole        | Buchsenteil<br>kompl.<br>7-polig                             | Prise<br>"européenne"<br>compl.<br>femelle 7-polaire   |  |
|   | med clips<br>10 Serie 2<br>20 Serie 2          | with clips<br>10 Series 2<br>20 Series 2          | mit Klammern<br>10 Serie 2<br>20 Serie 2                     | avec crampons<br>10 Série 2<br>20 Série 2              | <b>118 101 02</b><br><b>118 101 03</b> |
|  | Kabel MZ770                                    | Cable MZ770                                       | Kabel MZ770  | Câble MZ770  | <b>118 561 01</b>                      |

|   |   |   |   |   |  |
|---|---|---|---|---|--|
|    | Ram<br>9                                | Frame<br>9                              | Rahmen<br>9   | Cadre<br>9                                | <b>117 480 01</b>                      |
|    | Lock<br>9                               | Cover<br>9                              | Deckel<br>9   | Couvercle<br>9                            | <b>117 481 01</b>                      |
|    | Täcklock<br>9                           | Coverplate<br>9                         | Deckel<br>9   | Plaque de<br>recouvrement<br>9            | <b>117 501 01</b>                      |
|    | Fläkthus<br>10 Serie 1, 11              | Fan housing<br>10 Series 1, 11          | Brennergehäuse<br>10 Serie 1, 11                      | Carter du rotor<br>10 Série 1, 11         | <b>115 940 01</b>                      |
|   | Fläkthus<br>kpl.<br>10                  | Fan housing<br>compl.<br>10             | Brennergehäuse<br>kompl.<br>10                        | Carter du rotor<br>compl.<br>10           | <b>119 336 01</b>                      |
|  | Ram<br>10 Serie 2                       | Frame<br>10 Series 2                    | Rahmen<br>10 Serie 2                                  | Cadre<br>10 Série 2                       | <b>117 866 01</b>                      |
|  | Lock, ram<br>10 Serie 2                 | Cover, frame<br>10 Series 2             | Deckel, Rahmen<br>10 Serie 2                          | Couvercle, cadre<br>10 Série 2            | <b>117 867 01</b>                      |
|  | Lock, ram<br>20 Serie 2                 | Cover, frame<br>20 Series 2             | Deckel, Rahmen<br>20 Serie 2                          | Couvercle, cadre<br>20 Série 2            | <b>118 323 01</b>                      |
|  | Ram<br>20 Serie 2                       | Frame<br>20 Series 2                    | Rahmen<br>20 Serie 2                                  | Cadre<br>20 Serie 2                       | <b>118 475 01</b>                      |
|  | Fläkthushalva<br>Vänster<br>Höger<br>20 | Fan housing half<br>Left<br>Right<br>20 | Brennergehäuse<br>linke Hälfte<br>rechte Hälfte<br>20 | Carter du rotor<br>Gauche<br>Droite<br>20 | <b>117 091 01</b><br><b>117 092 01</b> |

**9, 10, 11, 20**

**FLÄKTHUS  
BRENNERGEHÄUSE**

**FAN HOUSING  
CARTER DU ROTOR**

**8**



Låsstycke  
20

Locking piece,  
flange  
20

Verriegelungs-  
stück, Flansch  
20

Pièce de blocage  
de bride  
20

**117 353 01**

|   |   |  |   |  |  |
|---|---|--|---|--|--|
|    | Luftintag<br>9  | Air intake<br>9  | Luftansaug-<br>vorrichtung<br>9                           | Admission d'air<br>9                                       | <b>117 585 01</b>                      |
|    | Ställklack<br>10 Serie 1                                    | Locating block<br>10 Serie 1                           | Regulierstück<br>10 Serie 1                               | Dispositif de<br>réglage de l'air<br>10 Série 1            | <b>117 279 01</b>                      |
|    | Luftreglering<br>10 Serie 2                                 | Air adjustment<br>10 Serie 2                           | LuftEinstellung<br>10 Serie 2                             | Réglage d'air<br>10 Série 2                                | <b>117 941 01</b>                      |
|    | Luftspjäll<br>10 Serie 1                                    | Air damper<br>10 Serie 1                               | Luftklappe<br>10 Serie 1                                  | Volet d'air<br>10 Série 1                                  | <b>115 925 01</b>                      |
|   | Beröringsskydd<br>10 Serie 1, 11                            | Protecting plate<br>10 Serie 1, 11                     | Schutzplatte<br>10 Serie 1, 11                            | Plaque<br>de protection<br>10 Série 1, 11                  | <b>115 886 01</b>                      |
|  | Självstängande<br>luftspjäll<br>10, 20<br>20 Serie 1, 20K-2 | Automatic<br>air damper<br>10, 20<br>20 Serie 1, 20K-2 | Luftansaug-<br>vorrichtung<br>10, 20<br>20 Serie 1, 20K-2 | Clapet d'air<br>automatique<br>10, 20<br>20 Série 1, 20K-2 | <b>115 947 01</b><br><b>117 347 01</b> |
|  | Ställklack<br>11  | Locating block<br>11                                   | Regulierstück<br>11                                       | Dispositif de<br>réglage de l'air<br>11                    | <b>117 280 01</b>                      |
|  | Ljuddämpare<br>11   | Silencer<br>11   | Schalldämpfer<br>11                                       | Silencieux<br>11   | <b>117 113 01</b>                      |
|  | Luftspjäll<br>11  | Air damper<br>11                                       | Luftklappe<br>11  | Volet d'air<br>11  | <b>115 929 01</b>                      |
|  | Självstängande<br>luftspjäll<br>11                          | Automatic<br>air damper<br>11                          | Aut. Luftklappe<br>11                                     | Clapet d'air<br>automatique<br>11                          | <b>117 244 01</b>                      |






|   |  |  |   |  |  |
|---|--|--|---|--|--|
|    | Ställklack<br>20 Serie 1                 | Locating block<br>20 Series 1              | Regulierstück<br>20 Serie 1                 | Dispositif de<br>réglage d'air<br>20 Série 1 | <b>117 477 01</b>                      |
|    | Luftspjäll<br>20 Serie 1                 | Air damper<br>20 Series 1                  | Luftklappe<br>20 Serie 1                    | Volet d'air<br>20 Série 1                    | <b>117 476 01</b>                      |
|    | Luftintag<br>20 Serie 1                  | Air intake<br>20 Series 1                  | Luftansaug-<br>gehäuse<br>20 Serie 1        | Caisson<br>d'admission d'air<br>20 Série 1   | <b>117 660 01</b>                      |
|    | Spjällmotor<br>LKS120-05<br>20-2         | Damper motor<br>LKS120-05<br>20-2          | Stellmotor<br>LKS120-05<br>20-2             | Servo moteur<br>LKS120-05<br>20-2            | <b>117 457 01</b>                      |
|  | Skriv<br>9,<br>10 Serie 2,<br>20 Serie 2 | Screw<br>9,<br>10 Series 2,<br>20 Series 2 | Schraube<br>9,<br>10 Serie 2,<br>20 Serie 2 | Vis<br>9,<br>10 Série 2<br>20 Série 2        | <b>117 494 01</b>                      |
|  | Fjäder<br>10 Serie 2,<br>20 Serie 2      | Spring<br>10 Series 2,<br>20 Series 2      | Feder<br>10 Serie 2,<br>20 Serie 2          | Ressort<br>10 Série 2<br>20 Série 2          | <b>117 931 01</b>                      |
|  | Fjäder<br>20 Serie 2                     | Spring<br>20 Series 2                      | Feder<br>20 Serie 2                         | Ressort<br>20 Série 2                        | <b>118 156 01</b>                      |
|  | Skala<br>10 Serie 2,<br>20 Serie 2       | Scale<br>10 Series 2,<br>20 Series 2       | Skala<br>10 Serie 2,<br>20 Serie 2          | Echelle<br>10 Série 2,<br>20 Série 2         | <b>117 880 01</b><br><b>117 880 02</b> |
|  | Luftintag                                | Air intake                                 | Luftansaug-<br>gehäuse                      | Caisson<br>d'admission d'air                 | <b>118 138 01</b>                      |
|  | Luftreglering<br>kpl.<br>20 Serie 2      | Air regulation<br>compl.<br>20 Series 2    | Lufteinstellung<br>kompl.<br>20 Serie 2     | Réglage d'air<br>compl.<br>20 Série 2        | <b>119 016 01</b>                      |

# 9, 10, 11, 20

## TRANSFORMATOR TRANSFORMATOR

## TRANSFORMER TRANSFORMATEUR 10

|   |  |   |   |   |   |
|---|--|---|---|---|---|
|    | Transformator<br>Danfoss EBI<br>Med kabel<br>9, 10, 11, 20                       | Transformer<br>Danfoss EBI<br>With cable<br>9, 10, 11, 20                         | Transformator<br>Danfoss EBI<br>Mit Kabel<br>9, 10, 11, 20                          | Transformateur<br>Danfoss EBI<br>Avec Câble<br>9, 10, 11, 20                          | <b>115 977 01</b><br><b>915 977 01</b>                      |
|    | Kabel,<br>transformator<br>400 mm<br>9, 10, 11, 20                               | Cable,<br>transformer<br>400 mm<br>9, 10, 11, 20                                  | Kabel,<br>Transformator<br>400 mm<br>9, 10, 11, 20                                  | Câble,<br>transformateur<br>400 mm<br>9, 10, 11, 20                                   | <b>117 570 02</b>   |
|    | Kabel,<br>transformator<br>Danfoss EBI<br>med clips<br>10 Serie 2,<br>20 Serie 2 | Cable,<br>transformer<br>Danfoss EBI<br>with clips<br>10 Series 2,<br>20 Series 2 | Kabel,<br>Transformator<br>Danfoss EBI<br>mit Klammern<br>10 Serie 2,<br>20 Serie 2 | Câble,<br>transformateur<br>Danfoss EBI<br>avec crampons<br>10 Série 2,<br>20 Série 2 | <b>117 570 12</b>   |
|    | Tändkabelpar<br><br>290 mm<br>330 mm<br>230 mm<br>9, 10, 20                      | Set of ignition<br>cables<br>290 mm<br>330 mm<br>230 mm<br>9, 10, 20              | Zündkabelpaar<br><br>290 mm<br>330 mm<br>230 mm<br>9, 10, 20                        | Câble H.T. 1 paire<br><br>290 mm<br>330 mm<br>230 mm<br>9, 10, 20                     | <b>120 218 02</b><br><b>120 218 03</b><br><b>120 218 05</b> |
|  | Tändkabel<br>200 mm<br>11  | Ignition<br>cables<br>200 mm<br>11  | Zündkabel<br>200 mm<br>11   | Câble H.T.<br>200 mm<br>11  | <b>120 220 03</b>   |
|  | Ersättning för<br>SEM<br>10 Serie 1<br>t.o.m. 1989                               | Replacement for<br>SEM<br>10 Series 1<br>up to and incl.<br>1989                  | Ersatz für<br>SEM<br>10 Serie 1<br>bis einschl.<br>1989                             | Remplacement<br>de SEM<br>10 Série 1<br>jusqn'à 1989<br>inclus                        | <b>118 887 01</b>   |
|  | Ersättning för<br>SEM<br>10 Serie 1<br>20 Serie 1<br>f.o.m. 1990                 | Replacement for<br>SEM<br>10 Series 1<br>20 Series 1<br>from 1990                 | Ersatz für<br>SEM<br>10 Serie 1<br>20 Serie 1<br>ab 1990                            | Remplacement<br>de SEM<br>10 Série 1<br>20 Série 1<br>à partir de 1990                | <b>118 887 02</b>   |

|   |                                |                                    |                                |                                |                      |
|---|--------------------------------|------------------------------------|--------------------------------|--------------------------------|----------------------|
|    | Oljeslang, rak                 | Flexible pipe with straight nipple | Ölschlauch mit geradem Nippel  | Flexible avec raccord droit    |                      |
|   | 1/4" 500 mm                    | 1/4" 500 mm                        | 1/4" 500 mm                    | 1/4" 500 mm                    | <b>115 545 02</b>    |
|   | 1/4" 700 mm                    | 1/4" 700 mm                        | 1/4" 700 mm                    | 1/4" 700 mm                    | <b>115 545 01</b>    |
|   | 1/4" 1000 mm                   | 1/4" 1000 mm                       | 1/4" 1000 mm                   | 1/4" 1000 mm                   | <b>115 545 03</b>    |
|   | 1/4" 700 mm 3/8"<br>10, 11, 20 | 1/4" 700 mm 3/8"<br>10, 11, 20     | 1/4" 700 mm 3/8"<br>10, 11, 20 | 1/4" 700 mm 3/8"<br>10, 11, 20 | <b>115 545 07</b>    |
|    | Oljeslang, vinkel              | Flexible pipe with angle nipple    | Ölschlauch mit Winkelnippel    | Flexible avec raccord coudé    |                      |
|   | 1/4" 500 mm                    | 1/4" 500 mm                        | 1/4" 500 mm                    | 1/4" 500 mm                    | <b>115 545 12</b>    |
|   | 1/4" 700 mm                    | 1/4" 700 mm                        | 1/4" 700 mm                    | 1/4" 700 mm                    | <b>115 545 11</b>    |
|   | 1/4" 1000 mm                   | 1/4" 1000 mm                       | 1/4" 1000 mm                   | 1/4" 1000 mm                   | <b>115 545 13</b>    |
|   | 1/4" 1000 mm 3/8"<br>9, 10, 20 | 1/4" 1000 mm 3/8"<br>9, 10, 20     | 1/4" 1000 mm 3/8"<br>9, 10, 20 | 1/4" 1000 mm 3/8"<br>9, 10, 20 | <b>115 545 14</b>    |
|    | Slangnippel                    | Nipple, flexible pipe              | Nippel, Ölschlauch             | Raccord pour flexible          |                      |
|   | 1/4"-14"                       | 1/4"-1/4"                          | 1/4"-1/4"                      | 1/4"-1/4"                      | <b>117 574 01</b>    |
|   | 3/8"-1/4"                      | 3/8"-1/4"                          | 3/8"-1/4"                      | 3/8"-1/4"                      | <b>112 460 02</b>    |
|   | 1/2"-1/4"<br>9, 10, 11, 20     | 1/2"-1/4"<br>9, 10, 11, 20         | 1/2"-1/4"<br>9, 10, 11, 20     | 1/2"-1/4"<br>9, 10, 11, 20     | <b>112 460 03</b>    |
|   | Klammer                        | Bracket                            | Klammer                        | Crampon                        | <b>117 511 01</b>    |
| 9, 10, 20   | 9, 10, 20                      | 9, 10, 20                          | 9, 10, 20                      |                                |                      |
|  | Vinkelnippel                   | Nipple, elbow                      | Nippel, winkelförmig           | Raccord, coudé                 | <b>04 390 852 29</b> |
| 1/4"X1/4"<br>9, 10, 11, 20  | 1/4"X1/4"<br>9, 10, 11, 20     | 1/4"X1/4"<br>9, 10, 11, 20         | 1/4"X1/4"<br>9, 10, 11, 20     |                                |                      |